




# HOW TO READ THE LABELS ON MY MAIL-IN ABSENTEE BALLOT (7/3/24)

If you have requested a mail-in absentee ballot, you will receive a packet in the mail that contains one white return envelope and one gold envelope, your ballot and instructions. There are bar codes on all of the envelopes. What do the labels and bar codes mean?.

When processing a request for a mail-in ballot there are three labels created for each voter. In the example below and reading from left to right, the first label goes on the outside of the envelope that is mailed to the voter, the second label goes on the white return envelope and the third label goes on the gold privacy envelope for the ballot.

059MJ73556486  Voter name Address City, State Zip	059B3556J7486  A101 - COVINGTON #1 Voter name Address City, State Zip	059B3556J7486  A101 - COVINGTON #1 VOTER NAME 2022 General 4084264 Y-D-A101-COV-COV
------------------------------------------------------------------------------------------------------------------------------------------------	-----------------------------------------------------------------------------------------------------------------------------------------------------------------------	---------------------------------------------------------------------------------------------------------------------------------------------------------------------------------------

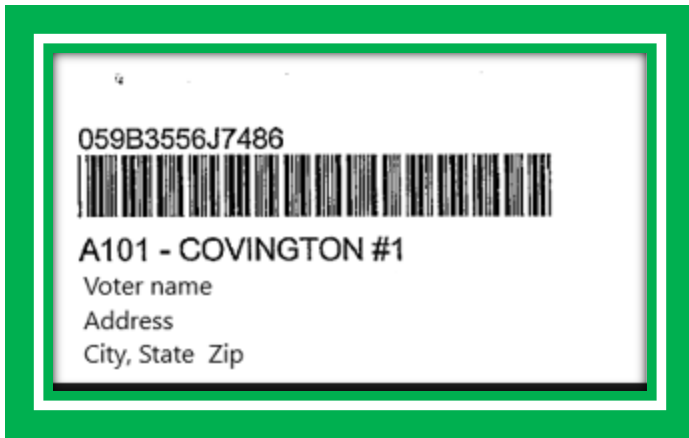
The series of numbers and letters on top of the bar code will be the same on the top of each label indicate certain things.

- The first three numbers are the county code. 059 is the state code for Kenton County.
- The next character is a letter. If it is an “M” than it means this label is for mailing the ballot. If the letter is “B” than it means that a ballot is in the envelope.
- The final set of letters and numbers are an encrypted combination of the voter’s identification number and the date and time that the voter requested a ballot.
- **The bar code on the labels allows for the scanning of the ballot packets. Using [www.govote.ky.gov](http://www.govote.ky.gov) the voter can track the progress of the ballot.**



## THE FIRST LABEL

- The first label is placed on the large white envelope that contains the ballot packet which is mailed to the voter.
- The label contains the “M” to indicate this is for mailing. The bar code under the series of letters and numbers contains all that information to allow for scanning.



## THE SECOND LABEL

- The second label is on the smaller white envelope to be returned to the clerk's office.
- The series of numbers and letters on top of the bar code will have the letter "B" in it to indicate that the envelope contains the voter's ballot.
- Next is the precinct code and the precinct name.
- Finally, there is the name and address of the voter.



## THE THIRD LABEL

- The third label is placed on the golden privacy envelope to add the voter's information.
- The series of numbers and letters on top of the bar code will have the letter "B" on it to indicate that it contains the voter's ballot.
- Next is the precinct code and the precinct name.
- Voter name.

- Election year, Election Type (Primary or General) and Voter identification number.
- Final line means the following:
  - Yes, voter is eligible "Y"
  - Voter party: "R" for Republican "D" for Democrat "I" for Independent "L" for Libertarian or "O" for Other
  - Precinct code-City or County code -School board code: